

## SPECIFICATIONS

<b>REFRACTIVE POWER MEASUREMENT</b>	
<b>Spherical refractive power (S)</b>	-30.00 D to + 25.00 D (at VD = 12.0 mm)
<b>Cylindrical power (C)</b>	0.00 D to ±12.50 D (at VD = 12.0 mm)
<b>Astigmatic axis (A)</b>	0° to 180°
<b>KERATOMETRY MEASUREMENT</b>	
<b>Corneal curvature radius</b>	5.00 mm to 13.00 mm
<b>Corneal astigmatic axis</b>	0° to 180°
<b>INTRAOCULAR PRESSURE MEASUREMENT</b>	
<b>Measurement range</b>	1 mmHg to 60 mmHg (1 hPa to 80 hPa)
<b>PACHYMETRY MEASUREMENT</b>	
<b>Measurement range</b>	300 µm to 800 µm
<b>TOPOGRAPHY MEASUREMENT</b>	
<b>Corneal curvature radius</b>	5.50 mm to 10.00 mm
<b>Corneal astigmatic axis</b>	0° to 180°

<b>AUXILIARY FUNCTION</b>	
<b>Interpupillary distance</b>	Measurement range: 20 mm to 85 mm
<b>Corneal diameter and pupil diameter</b>	Measurement range: 1.00 mm to 14.00 mm
<b>Dry eye observation</b>	Blinking Analysis, Tear Meniscus height, Hyperemia, Meibomian Glands
<b>DATA MANAGEMENT</b>	
<b>Internal Database</b>	Integrated SD Card
<b>Printer</b>	Integrated thermal printer
<b>Data Output Type</b>	3× USB 2.0, 1× LAN, 1× SD Card-slot, 1× WLAN
<b>Export Format</b>	CSV, XML, JPG, PDF
<b>DIMENSIONS &amp; ELECTRIC REQUIREMENTS</b>	
<b>Dimensions WDH</b>	312 × 491 × 450 mm
<b>Weight</b>	approx. 23 kg
<b>Voltage</b>	100 VAC to 240 VAC
<b>Frequency</b>	50/60 Hz
<b>Power consumption</b>	110 VA

### SUPER FAST CONE MOVEMENT



2019/08 - subject to change without notice

## MULTIFUNCTION UNIT MR-6000

COMBINES 6 IN ONE

# DELIGHT IN SIGHT

Efficiency meets economics.  
For highest patient comfort.



- Refraction
- Keratometry
- Topography
- Tonometry
- Pachymetry
- Dry Eye Analysis



**TOMEY EUROPE**  
TOMEY GmbH  
Wiesbadener Straße 21  
90427 Nürnberg, Germany  
Phone +49 911 938 546 2 0  
Fax +49 911 938 546 2 20  
Email info@tomey.de

**TOMEY ASIA-PACIFIC**  
TOMEY CORPORATION JAPAN  
2-11-33 Noritakeshinmachi  
Nishi-ku, Nagoya 451-0051, Japan  
Phone +81 52 581 5327  
Fax +81 52 561 4735  
Email intl@tomey.co.jp

**TOMEY**  
TECHNOLOGY AND VISION  
[www.tomey.de](http://www.tomey.de)

**TOMEY**  
TECHNOLOGY AND VISION

# THE TOMEY MULTIFUNCTION UNIT MR-6000

## QUALITY IN DETAIL

### REFRACTION + KERATOMETRY

Get accurate measurement values for Refraction and Keratometry due to an improved measurement principle.

### QUICK REFRACTION MODE

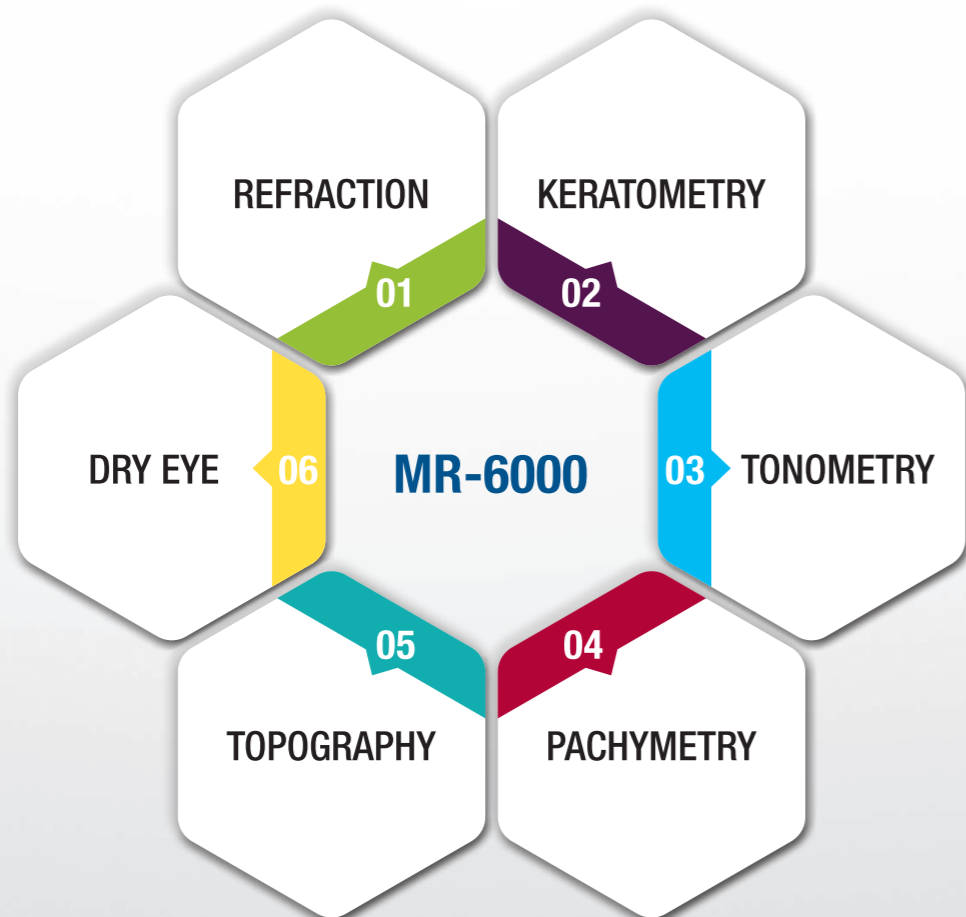
The Quick Refraction Mode allows refraction values within seconds despite fixation loss e.g. for patients with Nystagmus, children or uncooperative patients.

### TONOMETRY + PACHYMETRY

A new generation of air flow technology causes a friendly and gentle air puff. The automated IOP correction is taking account of Pachymetry values to get reliable IOP values.

### TOPOGRAPHY

16 Mires Rings examine an area of 8 mm diameter. Several map types including Fourier Analysis lead to a wide range of corneal shape displaying opportunities.



6 IN 1 COMBINATION TO INCREASE YOUR WORKFLOW IMMEDIATELY.

# BE ECONOMIC, WORK EFFICIENT AND SAVE RESOURCES!



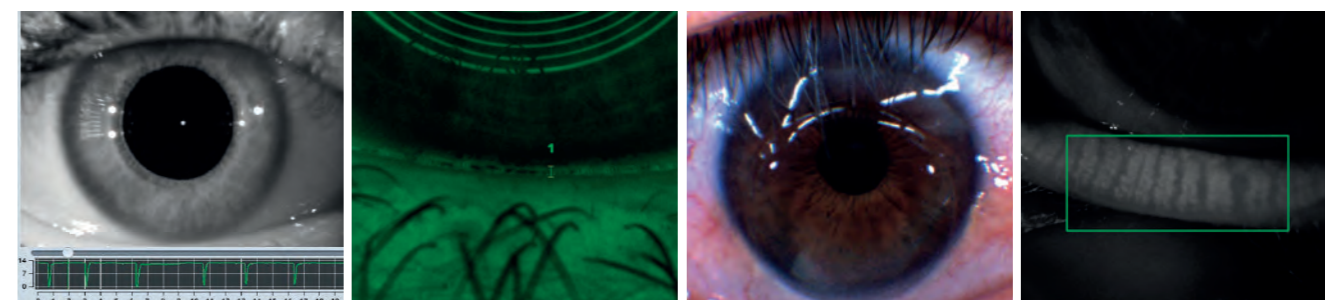
- MORE EFFICIENCY**
- SAVE TIME**
- WIN SPACE**
- SAVE COSTS**

Minimize your examination time down to just **90 seconds** for measurement of Refraction + Keratometry + Tonometry + Pachymetry + Topography.

The quick and smooth interchange of measurement cones in less than **4 seconds** makes it possible.

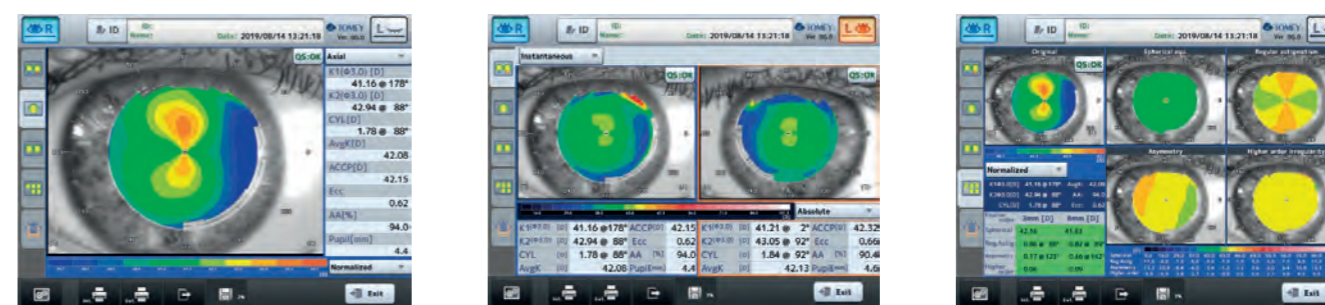
## DRY EYE OBSERVATION SOFTWARE

The combination of 4 examinations gives a detailed impression of the health of the patients' ocular surface. Observe the blinking frequency, tear meniscus height, Hyperemia and Maibomian glands by using **only one medical device**.



Blinking frequency      Tear meniscus height      Hyperemia      Maibomian glands

## TOPOGRAPHY ANALYSIS SOFTWARE



Single map      Dual map – overview of both eyes      Fourier analysis