

**A.R.C.  
LASER**

*enlighten your surgery.*



# Q-LAS

THE STANDARD LASER  
FOR IRIDOTOMY AND  
CAPSULOTOMY  
IN YOUR DAILY  
ROUTINE

**LASER...INNOVATION**  
MADE IN GERMANY


[www.arclaser.de](http://www.arclaser.de) [info@arclaser.de](mailto:info@arclaser.de)

# Q - L A S

Capsulotomy - Iridotomy

Sleek columns – more legroom

## Q-LAS, Nd:YAG Laser Stable base for all your treatments



Ergonomics  
in form and  
function

Anti collision system

Compartment for all  
connections

Electronic  
height adjustment  
up to 990 mm

Stable and slim design,  
wheelchair accessible

to  
920  
mm

### Spacious legroom

The compact  
system combines  
laser, table and  
slit lamp - wheels  
are available on  
request.

Dual spot focus  
SAFE FOCUS ALIGNMENT

Pulse energy head up display\*  
SURGEONS EYES STAY FOCUSED

Perfect view  
CONTROLLED SURGERY

692 mm

580 mm

\* This accessory is optional,  
and available on request only.



**Premium eye safety**

As a standard, our Q-LAS is equipped with a sharp selective safety filter for:

- true color
- detailed resolution

**Your choice:**

- brand contact glasses
- the optics:  
parallel-/convergent

**Joystick**

Height adjustment, slit lamp mobility and laser trigger in one

# Q-LAS ADVANTAGES

quick & easy to focus

## Clever details for more comfort

Burst mode

Continuous energy levels from 0.5 to 10 mJ

Prominent buttons, clear, bright display



Controller

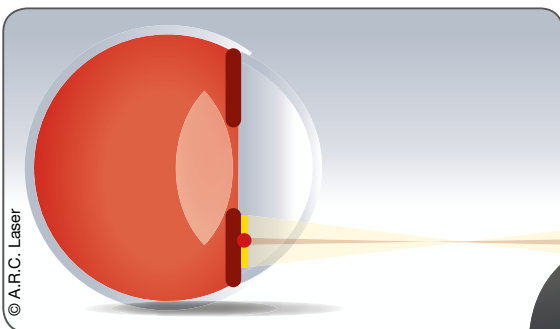


Choose your favorite eye piece:

Either convergent or parallel optics.

### Slit lamp PCL5 Z


Specially coated optics with parallel or convergent tube provide a detailed view into the anterior segment



The **Neutral Color Design** protection filter is permanently installed.

### Head-up Display (optional)

Check all the necessary values at a glance - without taking the eyes from the eyepiece.



**A.R.C.**  
**LASER**



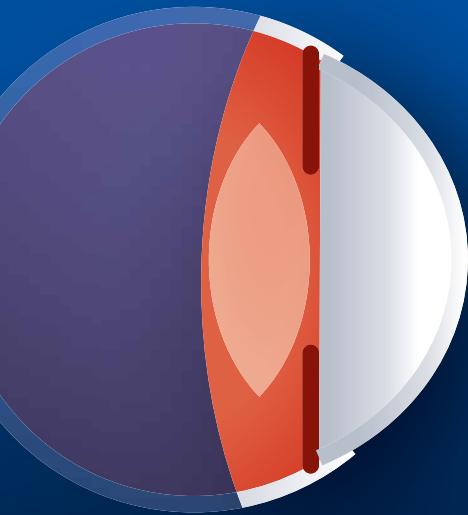
# Q-LAS + PCL5

The perfect optic for capsulotomy and iridotomy

**A.R.C.**  
**LASER**

## PCL5 Z

Designed for the anterior segment



## Q-LAS

The Nd:YAG laser for you.



Are you looking for the special and reliable solution for secondary cataract surgery?

The Nd:YAG laser Q-LAS with PCL5 slit lamp leaves little room for alternatives.



DualSpot-Focus for perfect focussing



Ergonomic handling with prominent buttons



Vertical offset of the slit illumination for a larger visual field

Q-LAS combines economics, ergonomics and longevity in an innovative DESIGN.

# A.R.C. LASER PORTFOLIO

World's fastest SLT

KTP: small and portable

Nd:YAG with DualSpot

## MORE OPTIONS: VARIO.

2 high-class lasers on one table.

Nd:YAG +  
KTP laser



SLT +  
KTP laser



## SPECIFICATIONS

### Nd:YAG LASER Q-LAS

Laser	Nd:YAG, 1064 nm, Q-switched
Output energy	0.5 to 10 mJ, continuous
Burst mode adjustable	in 3 steps
Cone angle	16°
Mode structure	Quasi Gauss
Plasma formation in air	< 4 mJ
Focus spot in air	< 10 microns
Pulse length	< 4 ns
Rep. rate, pulses	3 Hz
Cooling	Air
Q-Switch mode	Passive
Space requirements	0,5 m <sup>2</sup>
Voltage requirements	100 to 240 VAC 50/60 Hz, 90 Watt
Laser Class	3b   1064 nm, E = 36 mJ aiming beam: red 635 nm, P < 1 mW

#### Risks and warnings:

Q-LAS is intended solely for use by trained physicians.

YAG laser: contraindicated for eyes with corneal pathologies and chronically elevated IOP. Risks include IOP rise, macular edema and retinal detachment. Refer to the operator manual for a complete list of intended use, contraindications and risks.

Alterations of the described features or pictured features are possible. Please keep updated on the current status before ordering.

Subject to change without notice. © A.R.C. Laser 2017.



#### VISIBLE AND INVISIBLE LASER RADIATION

Avoid direct irradiation of eye or skin or scattered radiation.  
laser class: see technical specifications

